


INTRODUCTION TO CLASS 5AB – 11AB QUR'AN:

We are now introducing recitation of Qur'an for all the Students, in the hope of bringing all our Students to one level of recitation.

For those Students who are in the process of learning how to recite Qur'an, a separate Qur'an Manual will also be given.

For those Students who are already reciting Qur'an, some rules included in this Manual will be taught to them to improve their recitation further.

All Students will do the Tafsir part of the syllabus and attempt the Qur'an Coursework which is at the beginning of this Manual.



Recite the Holy Qur'an and Memorise it. Allah (swt) will not punish the heart in which the Qur'an has been placed.

(Imam Ja'far As Sadiq (A))

QUR'AN SYLLABUS CLASS 8

LESSON	TOPIC
---------------	--------------

LESSON 1: THE RESPECT OF THE HOLY QUR'AN AND THE AKHLAQ OF ITS RECITATION

LESSON 2: AN INTRODUCTION TO THE HOLY QUR'AN

LESSON 3: DIVISIONS IN THE HOLY QUR'AN

LESSON 4: TAFSIR OF SURATUL ASR

LESSON 5: TAFSIR OF SURATUL FALAQ

LESSON 6: TAFSIR OF SURATUL KAAFIROON

LEVEL 5: FURTHER RULES FOR CHILDREN WHO CAN RECITE QUR'AN:

- **PUNCTUATION**
- **QALQALA**
- **RULES OF LAAM**
- **RULES OF NOON AND MEEM MUSHADDADAH**
- **WAJIB SAJDAHs IN THE QUR'AN**
- **ARABIC NUMBERS**

LESSON 1:

THE RESPECT OF THE HOLY QUR'AN AND THE AKHLAQ OF ITS RECITATION

The Holy Qur'an is a book containing the words of Allah. It should be treated with the respect it deserves. This respect should also extend to any book, such as this manual, wherein there are verses of the Holy Qur'an.

In this lesson we will learn how to respect the Holy Qur'an and how to recite it.

1. The words of the Holy Qur'an should only be touched after doing Wudhu. Allah says: **None should touch it except the purified.**(*al-Wáqi`áh, 56:79*)



2. Always begin the recitation with Ta`awwudh. Allah says:
When you recite the Qur'an, seek refuge in Allah from Shaitan, the accursed
(*an-Nahl, 16:98*)

Ta`awwudh means to recite **أَعُوذُ بِاللَّهِ مِنَ الشَّيْطَانِ الرَّجِيمِ**

Which means, "I seek refuge in Allah, from Shaitan, the accursed.

3. After Ta`awwudh, recite **بِسْمِ اللَّهِ الرَّحْمَنِ الرَّحِيمِ** which means,
"I begin in the name of Allah, The Beneficent, The Merciful".


4. Even if you know the verses by heart, it is better to recite while looking at the words, as this increases the rewards many times.



5. It is Mustahab to recite the Holy Qur'an with your head covered and while facing the Qiblah.



Cover the head



Face Qiblah

6. The Holy Qur'an should be recited without rushing, in a clear manner.

Allah says:

وَرَتِّلِ الْقُرْآنَ تَرْتِيلاً ﴿٤﴾

And recite the Qur'an in a regulated tone. (Al-Muzzammil, 73:4)

7. When the Qur'an is being recited, listen attentively and do not eat or talk.

Allah says:

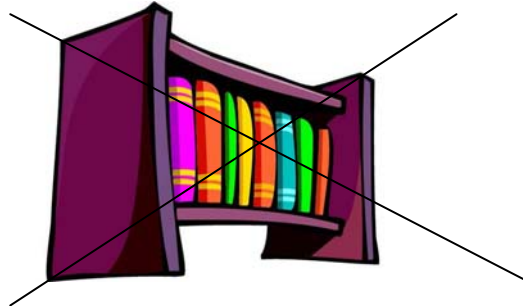
And when the Qur'an is recited, listen to it with (full) attention, so that you may be blessed with mercy. (Al-A`raf, 7:204)



8. Do not leave the Holy Qur'an open and unattended or in a place where it may be disrespected. Recite from it regularly and do not leave it unread on the shelf.

Allah says:

And the Prophet (S) shall say, "O my Lord! Verily my people abandoned this Qur'an." (Al-Furqan, 25:30)



10. Worn-out pages of the Holy Qur'an or paper with verses of the Holy Qur'an must not be thrown in the bin, Instead they should be Re-cycled or buried.

References

Holy Qur'an, Tafsir of S V Mir Ahmed Ali

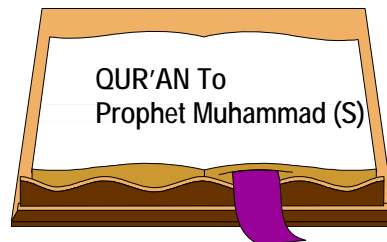
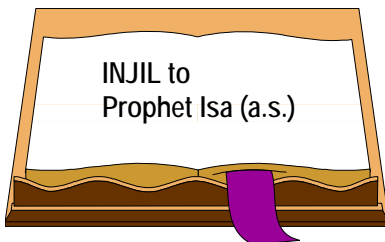
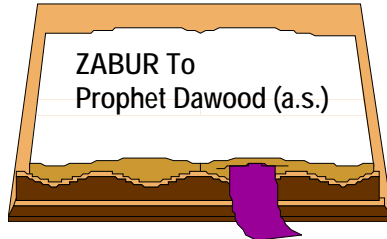
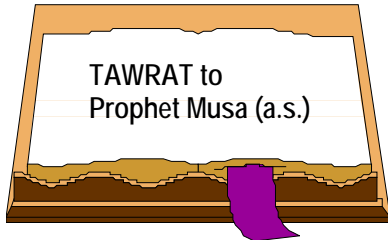
The Science of Reciting the Qur'an, M Surty, Pages 30-34



**LESSON 2:
AN INTRODUCTION TO THE HOLY QUR'AN**


Allah sent 124000 prophets for the guidance of mankind. To some of these Prophets, he gave a set of rules and instructions that the prophets left behind in the form of books.

The Divine Books were:




According to many traditions, the revelation of the Holy Qur'an began on the 23rd night of the month of Ramadhan (Laylatul Qadr). They began when the Prophet (S) was 40 years old and continued for the next 23 years.

The Holy Qur'an broadly contains:



1. **Ahkam:** These are verses about the Furu'-e-Din from which the Mujtahidin prepare the various Fatwas to do with Salaat, Sawm, Haj etc.

2. **Tareekh:** These are the verses that narrate the history of people who lived before our Holy Prophet (S).



3. **Aqa'id:** These are verses that explain the Belief in the Unity of Allah, the Prophet (S) and the Day of Judgement.

TAWHEED
تَوْحِيد

ADAALAT
عَدَالَة

NABUWWAT
نَبُوَّة

IMAAMAT
إِمَامَة

QIYAAMAT
قِيَامَة



4. **Akhlaq:** The verses outline the moral behaviour that Muslims are required to observe.



The Holy Qur'an therefore contains guidance that teaches a man about:

- His duties to himself i.e. how to lead a successful life in this world and the hereafter.
- How to act with other people i.e. how to contribute as an individual towards the betterment of society.
- His duty to his Creator i.e. how to worship Allah.

Merits of Recital of the Holy Qur'an

There are many Ahadith (sayings) of the Holy Prophet (S) and our Aimmah (AS) on the reward and blessing of reciting the Holy Qur'an. Only some are quoted here:


The Prophet (S) has said, ***“The most excellent amongst you is the one who learns the Qur'an and teaches it to others.”***

“The more Qur'an is recited in a home, the greater the good for it. The lives of the people in the house are made easier. When the angels view this house from the heavens they see it shining in the same way as stars seen from the earth.”

“The heart gathers rust just like iron; remove this rust by reciting the Qur'an.”

Imam `Ali (A) has said,

“Whosoever recites 100 verses daily from the Book (Holy Qur'an) in the order it is in, Alláh writes for him the reward equal to all the good actions of every one on this earth.”



LESSON 3: DIVISIONS IN THE HOLY QUR'AN

The text of the Holy Qur'an has been divided in various ways. These are:

1. Ayah pl. Ayat (آية ، آيات)

In `Arabic, Ayah means sign, and in the Holy Qur'an, it means a verse. Thus, each and every verse of the Holy Qur'an is a sign of Allah. There are various numbers given for the total Ayat in the Holy Qur'an. Syed Akhtar Rizvi mentions 6236 in his book "Qur'an and Hadith".

2. Súrah pl. Suwar (سورة ، سور)

In `Arabic, Surah means an enclosure and in the Holy Qur'an, it means a chapter. There are 114 Suwar in the Holy Qur'an. The longest of them is al-Baqarah with 286 Ayat, and the shortest is al-Kauthar with only 4 Ayat.

3. Manzil pl. Manázil (منزل ، منازل)

In `Arabic, Manzil means a phase. The Holy Qur'an has been divided into seven Manázil, for convenience of recitation. So a person wishing to recite the entire Qur'an in one week may do so by reciting one Manzil a day. Each such position in the Holy Qur'an is marked by the word Manzil.

4. Juz' pl. Ajza' (جزء ، اجزاء)

The Muslims have divided the Holy Qur'an into 30 equal parts (Juz' in `Arabic or Pára in Urdu). This division is just for convenience. So a person who wishes to recite the whole Qur'an in one month (as in the month of Ramadhan) may do so by reciting one Juz' every day. In the Holy Qur'an, the beginning of the Juz` is usually marked by a blacked line.

5. Rub`, Nisf, Thalathah (ربع ، نصف ، اثلاثة)


Each Juz' is divided into quarters, again for the convenience of recitation into Rub` (quarter), Nisf (half) and Thalathah (three-quarter, shortened to three).

6. Ruku`, pl. Rukuat (ركوع ، ركوعات)

These are like paragraphs or sections, containing 7-12 Ayat. For example, al-Fatihah (1st Surah) has 7 Ayat, grouped in one Ruku`, while al-Baqarah (2nd Surah) has 286 Ayat, grouped into 40 Rukuat.

The place of Ruku` is denoted by the letter ع. The letter has three numbers, one at the top, one in its middle and one below it.

The number at the top signifies the number that this Ruku` is in the Surah.
The number in the middle signifies the number of Ayat between the last Ruku` and the present one.
The number at the bottom signifies the number that this Ruku` is in the Juz'.



So, in this example from Súrah al-Baqarah, This is the 23rd Ruku` in the Surah, there are 6 Ayat between Ruku` number 22 and 23, and this is the 7th Ruku' in this Juz' and this is the 7th Ruku` in this Juz'.

**LESSON 4:
SURATUL `ASR**

INTRODUCTION

This Surah was revealed in Makka. It has three verses. It is Surah number 103 in the Holy Qur'an. The name of the Surah comes from the subject of its first verse. The Surah deals with the preaching of truth and patience.

Text and Translation

بِسْمِ اللّٰهِ الرَّحْمٰنِ الرَّحِیْمِ

In the Name of Alláh, the Beneficent, the Merciful

وَالْعَصْرِ ﴿١﴾

By the Time!

إِنَّ الْإِنْسَانَ لَفِي خُسْرٍ ﴿٢﴾

Verily man is in a loss!

إِلَّا الَّذِينَ آمَنُوا وَعَمِلُوا الصَّالِحَاتِ

Except those who believe, and do good deeds,

وَتَوَاصَوْا بِالْحَقِّ وَتَوَاصَوْا بِالصَّبْرِ ﴿٣﴾

And encourage each other to the truth and encourage each other to be patient.

Tafsir

Ayah 1. “Asr” means “time” and refers to the continuous change as time unfolds. Some scholars say it refers to the time when Imam Mahdi (A) will re-appear. Here Allah is swearing by that time.



Ayah 2. By saying man is in a loss, it means that man is so easily led astray by the attractions of this world, and unless he is careful, he gets lost in chasing after these attractions and forgets Allah. The next verse gives the qualities of those who have remained on the path of Allah.

The Prophet (S) was asked about “loss” and he said, “Those who do not believe in my Ahlul Bayt (A) are in the loss.”



Ayah 3. We can see from this verse that the best of actions are:

- to have faith in Allah. This means believing and acting upon whatever He has commanded.
- To do good deeds. Since we all live in a society, we should try to improve the society by encouraging each other to do good actions to please Allah.
- To encourage people to the right path. Try to spread the message of Islam by your words and actions.
-



- To be patient. Even when we do not get what we want, we should trust in Allah and be patient. He knows what is good for us.



Merits of Reciting Suratul `Asr

1. The Prophet (S) has said that whoever recites this Surah will be on the Day of Judgement in the right group.
2. Imam Ja`far As-Sadiq (A) has said that whoever recites this Surah in his prayers will be resurrected with a smiling face and will enter Paradise.

References

Holy Qur'an, Tafsir of S V Mir Ahmed Ali
Ramadhan, Ahkam and Philosophy, Yasin T. Al Jibouri

LESSON 5: SURAH AL FALAQ

Introduction

This Surah was revealed in Makka. It has five verses. It is Surah number 113 in the Holy Qur'an.

Al-Falaq means "The Dawn". The Surah deals with seeking the protection of Allah from the evil of magic and witchcraft.

Text and Translation

بِسْمِ اللّٰهِ الرَّحْمٰنِ الرَّحِیْمِ

In the Name of Allah, the Beneficent, the Merciful

قُلْ اَعُوْذُ بِرَبِّ الْفَلَقِ ﴿١﴾

Say, "I seek refuge in the Lord of the Dawn,

مِنْ شَرِّ مَا خَلَقَ ﴿٢﴾

From the evil of His creation,

وَمِنْ شَرِّ غَاسِقٍ اِذَا وَقَبَ ﴿٣﴾

And from the evil of the dark night when it overtakes,

وَمِنْ شَرِّ النَّفَّٰثَاتِ فِي الْعُقَدِ ﴿٤﴾

And from the evil of the witchcraft (blowing on knots),

وَمِنْ شَرِّ حَاسِدٍ اِذَا حَسَدَ ﴿٥﴾

And from the evil of the envious when he envies!"

Tafsir

Ayah 1. The Dawn refers to destroying the darkness of witchcraft, just as the light of the dawn overcomes the darkness of the night.



Ayah 2. Allah has created all sorts of creatures. Some are visible, others are invisible. Some are known to man, others are not. We ask protection from the evil of all harmful creatures.



Ayah 3. “Ghasiq” here refers to darkness of difficulties (both physical and mental) that are faced by us.

Ayah 4. The blowing on knots in a piece of thread was a kind of witchcraft practised by some women to try to cause mental harm to others. Here we seek protection from such witchcraft.



Ayah 5. The evil of the envious or jealous person can cause harm in many ways. Here we ask for protection from this sort of evil.



In short, in this Surah, we are asking Allah for help against all sorts of harm that other people seek to do to us.

Merits of Reciting Surah al Falaq.

1. This Surah should be recited when we feel that people mean to do us harm.
2. The Prophet (S) has said that one who recites both this Surah and the next (an Nas) will be as though he has recited all the Books which Allah has revealed.
3. He also used to urge his companions to recite the two Surahs upon waking up and upon going to bed.

References

Holy Qur'an, Tafsir of S V Mir Ahmed Ali
Ramadhan, Ahkam and Philosophy, Yasin T. Al Jibouri

**LESSON 6:
SURATUL KAAFIROON**

INTRODUCTION

This Surah was revealed in Makka. It has six verses. It is Surah number 109 in the Holy Qur'an.

A number of leaders of the Quraish once approached the Prophet (S) saying, "O Muhammad! Let us worship what you worship while you worship what we worship, so we will all share common grounds, and you will still be in charge; so, if what we follow is right, you will have thus obtained your share of it, and if you are right, we will have obtained our share of it" (Bihar ul Anwaar). In reply to this statement Alláh sent down Surah al-Kafiroon.

Text and Translation

بِسْمِ اللّٰهِ الرَّحْمٰنِ الرَّحِیْمِ

In the Name of Alláh, the Beneficent, the Merciful

قُلْ يَا أَيُّهَا الْكَافِرُونَ ﴿١﴾

Say (O Muhammad), "O you who disbelieve!

لَا أَعْبُدُ مَا تَعْبُدُونَ ﴿٢﴾

I do not worship what you worship!

وَلَا أَنْتُمْ عَابِدُونَ مَا أَعْبُدُ ﴿٣﴾

Nor do you worship Whom I worship!

وَلَا أَنَا عَابِدٌ مَّا عَبَدْتُمْ ﴿٤﴾

Nor shall I worship whom you worship,

وَلَا أَنْتُمْ عَابِدُونَ مَا أَعْبُدُ ﴿٥﴾

Nor will you worship Whom I worship.

لَكُمْ دِينُكُمْ وَلِيَ دِينِ ﴿٦﴾

Unto you be your religion and unto me my religion."

Tafsir

The offer by the disbelievers of Makka was a clever one to try to win over the Prophet (S) and to wreck his mission. The reply given to them in this Surah was firm and without compromise.

Imam Ja`far as-Sadiq (A) was once asked why the same phrase was repeated twice, as the repetition seemed to spoil the eloquence of the Surah. He replied that the repetition in the Surah was in response to the repetition in the proposal of the Quraish. They had asked for the Prophet (S) to worship their gods for one year after which they would worship whom he worshipped the next year and alternate thereafter.

The Surah declares at the end that there can never be a compromise between right and wrong and also there is no compulsion (force) to become a Muslim.

Merits of Reciting Súrah al Kafiroom

1. The Prophet (S) has said that one who recites this Surah will be regarded as though he has read one quarter of the Holy Qur'an, and the most wicked of Shaitans will be kept away from him. He will be cleared from shirk and will be exempted from having to go through the horrors of the Day of Terror (Resurrection Day).
2. Imam Ja`far as-Sadiq (A) has said that whoever recites this Surah and the Surah of Ikhlas in one of his obligatory prayers will be forgiven, and so will his parents.

References

Holy Qur'an, Tafsir of S V Mir Ahmed Ali
Ramadhan, Ahkam and Philosophy, Yasin T. Al Jibouri
Islamic Laws, Ayatullah `Ali as-Sistani, Rules 997 - 1000.

FURTHER RULES FOR CHILDREN WHO CAN RECITE QUR'AN: LEVEL 5

PUNCTUATION:

There are a number of signs and symbols in the Holy Qur'an which constitute punctuation marks and there are separate rules with regard to each of them.

There are other punctuation marks which are governed by the following rules:

📖 One should stop for a very short time at: tà (ط), jīm (ج) and mīm (م)

📖 It is better to stop at: qàf (ق) and Qàf-fà (قف)

📖 It is permissible to pause at šàd (ص)

📖 It is better not to stop at zà (ز), sale (صلی) and sal (صل)

📖 One should not stop at all when là (لا) is written without a verse (O)

📖 If there are two signs at the same place you follow the upper one.

📖 At some places the work saktah (سكتة) is written. It means that the reciter should pause there but should not break continuity of his/her breath.

E.g.

كَلَّا بَدُّ سَكْتَةٌ رَانَ - وَقِيلَ مِنْهُ سَكْتَةٌ رَاقٍ

FURTHER RULES FOR CHILDREN WHO CAN RECITE QUR'AN: LEVEL 5

PUNCTUATION:

📖 If a letter coming before the sign of stopping has a vowel sign, that vowel sign should not be recited. On the other hand that letter should be recited as sakin.

E.g.

هُوَ as هُوَ قَسِطٌ as قَسِطِجٌ
اللَّهُ as اللهُ لَهُ as لَهُ

📖 If a letter coming before the sign of stopping has the sign of

tà marbùtah (ة) it should be read as hà sakin (ه) when stopping.

E.g.

بَيْنَةٌ as بَيْنَهُ قُوَّةٌ as قُوَّهُ
رَاضِيَةٌ as رَاضِيَهُ تَقَاهُ as تَقَاهُ
أَخِرَةٌ as أَخِرَهُ

📖 If a letter bearing nunation comes before the sign of stopping, it should be recited as sakin

E.g.

جَانٌ as جَانٌ هَادٌ as هَادٌ

FURTHER RULES FOR CHILDREN WHO CAN RECITE QUR'AN: LEVEL 5

PUNCTUATION:

📖 If in case of stopping, the letter alif comes after a letter with double fathah only one fathah must be recited.

E.g.

أَلْفَا ۞ أَلْفَا as ۞ أَلْفَا as ۞ تَرَابَا ۞ تَرَابَا

📖 If in case of stopping, the letter ya comes before a letter with double fathah, alif maqsurah should be recited instead of nunation.

E.g.

ضُحِي ۞ ضُحِي as ۞ ضُحِي as ۞ طُوي ۞ طُوي

📖 If the sign là (لا) comes above the sign of the end of verse and you

do not want to stop, you should continue reciting without stopping by combining that verse with the next verse OR even without combining depending on the verse. If you want to stop, the following rules apply. The mushaddad (letter with the shadda) letter following the verse should be read without tashdid.

E.g.

نَاعِمَةٌ ۞ لَّسَعِيهَا = نَاعِمَةٌ ۞ لَّسَعِيهَا

FURTHER RULES FOR CHILDREN WHO CAN RECITE QUR'AN: LEVEL 5

QALQALA

ق ط ب ج د

When any of the above 5 letters has a sukun on it, the sound of it has to be clear and sharp as if there is an echo. Care must be taken that the echoing sound does not go to the extent of sounding as though a Fathah has been added.

The rule is called **QALQALA** which means **TO STRESS**

It might help to remember the letters by the words: قُطِبُ جَدُ

You may like to use the example of سُورَةُ الْإِخْلَاصِ in which the د has to be pronounced with stress in 5 words

NOTE: When any of the letters of Qalqala appear in the middle of the word with a sukun, then the rule of Qalqala is applied but with less stress

بِسْمِ اللَّهِ الرَّحْمَنِ الرَّحِيمِ

قُلْ هُوَ اللَّهُ أَحَدٌ

اللَّهُ الصَّمَدُ

لَمْ يَلِدْ

وَلَمْ يُولَدْ

وَلَمْ يَكُنْ لَهُ كُفُوًا أَحَدٌ

FURTHER RULES FOR CHILDREN WHO CAN RECITE QUR'AN: LEVEL 5

RULES OF LAAM:

When a letter with Fathah (َ) or Dhamma (ُ) appears before the name of Allah, it will be pronounced with a broad sound or full mouth.

Surah Number	Verse Number	Extract from Verse	Vowel Sign
5	114	قَالَ عِيسَى ابْنُ مَرْيَمَ اللَّهُمَّ	(َ)
4	171	إِنَّمَا الْمَسِيحُ عِيسَى ابْنُ مَرْيَمَ رَسُولُ اللَّهِ	(ُ)

When a letter with Kasrah (ِ) appears before the name of Allah, it will be pronounced with a thin sound or an empty mouth.

Surah Number	Verse Number	Extract from Verse	Vowel Sign
40	78	لِرَسُولٍ أَنْ يَأْتِيَ بِبَيِّنَةٍ إِلَّا بِإِذْنِ اللَّهِ	(ِ)
4	35	يُوفِّقِ اللَّهُ بَيْنَهُمَا	(ِ)

However, the LAAM MUSHADDADAH لّ is recited with a thin sound or empty mouth:

Surah Number	Verse Number	Extract from Verse	Laam Mushaddadah
2	255	اللَّهُ لَا إِلَهَ إِلَّا هُوَ الْحَيُّ الْقَيُّومُ	لّ
58	20	يُحَادِّثُونَ اللَّهَ وَرَسُولَهُ وَأُولَئِكَ فِي الْأَذَلِّينَ	
2	177	لَيْسَ الْبِرُّ أَنْ تُولُوا وَجُوهَكُمْ قِبَلَ	
2	148	وَلِكُلِّ وُجْهَةٍ هُوَ مُوَلِّيُّهَا فَاسْتَبِقُوا	

FURTHER RULES FOR CHILDREN WHO CAN RECITE QUR'AN: LEVEL 5

NOON AND MEEM MUSHADDADAH

When the letters ن and م have a Shaddah (ّ) on it (مّ نّ) it will be

recited with Ghunna. The recitation through the nose should not exceed for more than 2-3 seconds or 2 haraka

Surah Number	Verse Number	Extract from Verse	Mushaddadah Letter
37	6	إِنَّا زَيَّنَّا السَّمَاءَ الدُّنْيَا	ن
78	21	إِنَّ جَهَنَّمَ كَانَتْ مِرْصَادًا ﴿٣١﴾	ن
27	70	وَلَا تَكُن فِي ضَيْقٍ مِّمَّا يَمْكُرُونَ ﴿٧٠﴾	م
7	11	وَلَقَدْ خَلَقْنَاكُمْ ثُمَّ صَوَّرْنَاكُمْ ثُمَّ قُلْنَا	م

RULES OF WAJIB SAJDH:

There are 4 places in the Qur'an where Sajdah becomes Wajib. They are:

- 📖 Sura As Sajdah – Sura No. 32 - Verse No.12 – Sipara No. 21
- 📖 Sura Ha Meem Sajdah – Sura No. 41 – Verse No. 38 – Sipara 24
- 📖 Sura An Najm – Sura No. 53 – Verse No. 62
- 📖 Sura Al Alaq – Sura No. 96 – Verse No. 19 – Sipara 30

Remember:

- It is wajib to do Sajdah if you recite or hear these verses
- Wudhu is not necessary
- You do not need to face Qiblah

FURTHER RULES FOR CHILDREN WHO CAN RECITE QUR'AN: LEVEL 5

ARABIC NUMERALS:

ENGLISH NUMBERS	ARABIC NUMBERS	HOW TO SAY IT IN ARABIC	TRANSLITERATION
1	١	واحد	WAHID
2	٢	إثنين	ITHNAIN
3	٣	ثلاثة	THALAATHA
4	٤	أربعة	ARBA'A
5	٥	خمسة	KHAMSA

FURTHER RULES FOR CHILDREN WHO CAN RECITE QUR'AN: LEVEL 5

ARABIC NUMERALS:

ENGLISH NUMBERS	ARABIC NUMBERS	HOW TO SAY IT IN ARABIC	TRANSLITERATION
6	٦	سِتة	SITA
7	٧	سَبعة	SABA'A
8	٨	ثَمَانِية	THAMAANIA
9	٩	تِسعة	TISA'A
10	١٠	عَشرة	A'SHARA

FURTHER RULES FOR CHILDREN WHO CAN RECITE QUR'AN: LEVEL 5

ARABIC NUMBERS EXERCISE:

1	١	١١		٣١	٤١	٥١		٧١		٩١
2	٢		٢٢	٣٢	٤٢		٦٢		٨٢	
3	٣	١٣	٢٣		٤٣	٥٣				٩٣
4	٤		٢٤	٣٤		٥٤	٦٤	٧٤		
5	٥	١٥		٣٥	٤٥			٧٥	٨٥	٩٥
6	٦	١٦	٢٦		٤٦		٦٦		٨٦	
7	٧	١٧	٢٧	٣٧		٥٧	٦٧	٧٧		٩٧
8	٨	١٨	٢٨		٤٨			٧٨	٨٨	
9	٩		٢٩	٣٩		٥٩	٦٩			٩٩
10	١٠	٢٠		٤٠	٥٠	٦٠		٨٠		١٠٠

Qur'an Homework / Revision / Comments Chart

Date	Details	Parents / Teacher Signature
/ /08		
/ /08		
/ /08		
/ /08		
/ /08		
/ /08		
/ /08		
/ /08		
/ /08		
/ /08		
/ /08		
/ /08		
/ /08		
/ /08		
/ /08		
/ /08		
/ /08		
/ /08		
/ /08		
/ /08		
/ /08		
/ /08		
/ /08		
/ /08		
/ /08		
/ /08		