


## INTRODUCTION TO CLASS 1 – 4 QUR’AN:

We are now introducing recitation of Qur’an for the younger children, in the hope of bringing all our children to one level of recitation.

For those children who are in the process of learning how to recite Qur’an, a separate Qur’an Manual will also be given.

For those children who are already reciting Qur’an, some rules included in this Manual will be taught to them to improve their recitation further.

All children will do the Tafsir and Az Zahra part of the syllabus.



## **QUR'AN SYLLABUS CLASS 4 (7 YEARS OLD)**

<b>LESSON</b>	<b>TOPIC</b>
---------------	--------------

**LESSON 1: INTRODUCTION AND TERMINOLOGY**

**LESSON 2: RESPECT OF RECITING THE QUR'AN**

**LESSON 3: TAFSIR OF SURATUN QADR**

**LESSON 4: TAFSIR OF SURATUL ASR**

**LESSON 5: TAFSIR OF SURATUL FIL**

**LESSON 6: MEMORISATION FOR AZ-ZAHRA – SURATUL ZILZAL**

**LESSON 7: MEMORISATION FOR AZ ZAHRA - SURATUL KAUTHAR**

**LESSON 8: MEMORISATION FOR AZ-ZAHRA – SURATUL LAHAB**

### **FURTHER RULES FOR CHILDREN WHO CAN RECITE QUR'AN:**

- **PUNCTUATION**
- **QALQALA**
- **RULES OF LAAM**
- **RULES OF NOON AND MEEM MUSHADDADAH**
- **WAJIB SAJDAHS IN THE QUR'AN**
- **ARABIC NUMBERS**

## LESSON 1: INTRODUCTION AND TERMINOLOGY:

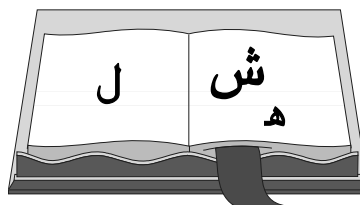
### Qur'an as a Gift:

(Introduce the Qur'an as a gift from Allah. Show the children a Qur'an wrapped up as a gift. Ask the children what they think is inside it. Tell them it is something precious and a gift they can keep for life. Open it and show them what the whole Qur'an looks like, what the Arabic is like, how it is read etc.)

Ramadhan has just gone; this was the month the Qur'an was revealed. What presents did you get on Eid? Allah's present to you is the Qur'an.

### What is the Holy Qur'an?

It is a book that contains the words of Allah.



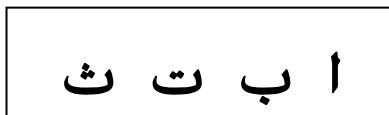
### Who wrote the Holy Qur'an?

It was not written by anyone; Allah sent down the words to the Holy Prophet (S) through the Angel Jibrail – over a period of about 23 years

The Holy Prophet (S) then recited the verses to the people. Most of the people would remember the verses by heart but the Holy Prophet (S) chose some special people called scribes to write down the verses.

### In which language is the Holy Qur'an written?

It is written in Arabic.



Arabic is read from right to left and back to front.

### What does Allah tell us in the Holy Qur'an?

- He tells us true stories of the Prophets.
- He tells us how He wants us to act.
- He tells us about heaven and hell.
- 

**We have to look after the Holy Qur'an because it is such a special book.**

### TERMINOLOGY:


<b>Aya = Ayaat (pl.) =</b>	One verse of the Qur'an.
<b>Sura = Suwer (pl.) =</b>	One chapter of the 114 chapters of the Qur'an
<b>Waqf = Wuqoof (pl.) =</b>	Punctuation marks.
<b>Juz = Ajzaa (pl.) =</b>	The Qur'an is divided into 30 equal parts. Each of these parts is called a Juz.
<b>Rub'a =</b>	Marking indicating $\frac{1}{4}$ of a Juz.
<b>Nisf =</b>	Marking indicating $\frac{1}{2}$ of a Juz.
<b>Thuluth =</b>	Marking indicating $\frac{3}{4}$ of a Juz

## LESSON 2: RESPECT OF RECTING THE HOLY QUR'AN

- 📖 Never touching the writing in it without first doing Wudhu
- 📖 The intention when reciting Qur'an should be to for the Pleasure of Allah
- 📖 We should not recite too loudly so as to disturb others
- 📖 We must hold the Qur'an properly (Show the child)
- 📖 Never leaving it open when no-one is reciting it.
- 📖 We must try and face Qiblah while reciting the Qur'an

You can read it without touching it, or put a plastic sheet on it

When reciting the Holy Qur'an, we must try and take care of the following:



Before starting to recite the Holy Qur'an, you should say:

أَعُوذُ بِاللَّهِ مِنَ الشَّيْطَانِ الرَّجِيمِ

I seek refuge in Allah from Shaitan the outcast

AND

بِسْمِ اللَّهِ الرَّحْمَنِ الرَّحِيمِ

I begin in the name of Allah, the Most Kind, the Merciful

LESSON 3: TAFSIR OF SURATUL QADR:

بِسْمِ اللّٰهِ الرَّحْمٰنِ الرَّحِیْمِ

اِنَّا اَنْزَلْنٰهُ فِیْ لَیْلَةِ الْقَدْرِ ج صلی

وَ مَا اَدْرَاکَ مَا لَیْلَةُ الْقَدْرِ ط

لَیْلَةُ الْقَدْرِ خَیْرٌ مِّنْ اَلْفِ شَهْرٍ ط

تَنْزَلُ الْمَلٰٓئِکَةُ وَالرُّوْحُ فِیْهَا بِاِذْنِ رَبِّهِمْ ج مِّنْ کُلِّ اَمْرِ لَّ

سَلٰمٌ قَفٰی حَتّٰی مَطْلَعِ الْفَجْرِ ج

This Surah was revealed in Makka.

It has 5 verses.


The word "al-Qadr" = "Glorious" or "Highest Ranking".

### LESSON 3: TAFSIR OF SURATUL QADR:

In the night of Qadr, **whatever everyone is to receive in the next year is decided.** This is why the Holy Prophet (S) has told us to stay awake the whole night in prayer, **asking for forgiveness and asking for our wishes.**

- Ayat 1:** The Holy Qur'an was revealed in its full chapter by chapter form to the Holy Prophet (S) on this night. He then related it to the people in sections as and when instructed by Allah through Angel Jibrail.
- Ayat 2:** This challenge is a clue that human beings cannot fully understand the blessings of this night.
- Ayat 3:** The "thousand months" means a very long time. It means that a moment of understanding gained in this night under Allah's special guidance is better than a thousand months spent in ignorance.
- Ayat 4:** This describes the constant traffic of angels and Jibrail coming down to the earth throughout the night, offering Allah's Blessings to the believers who are awake, worshipping Him.
- Ayat 5:** This verse indicates that the peace due to the special Mercy of Allah on this night continues all the way till the next day.

The Holy Prophet (S) has said that Allah regards one who recites this Surah as though s/he fasted the month of Ramadhan and spent Laylatul Qadr worshipping his/her Creator.



**WORKSHEET 3: TAFSIR OF SURATUL QADR:**

**Draw below what you have learnt from Suratul Qadr**



# Suratul Qadr

LESSON 4: TAFSIR OF SURATUL ASR:

بِسْمِ اللّٰهِ الرَّحْمٰنِ الرَّحِیْمِ

وَ الْعَصْرِ ۝

اِنَّ الْاِنْسَانَ لَفِیْ خُسْرٍ ۝

اِلَّا الَّذِیْنَ اٰمَنُوْا وَ عَمِلُوْا الصّٰلِحٰتِ

وَ تَوَاصَوْا بِالْحَقِّ وَ تَوَاصَوْا بِالصَّبْرِ ۝

This Surah was revealed in Makka.

It has 3 verses.

The name of the Surah comes from the subject of its 1<sup>st</sup> Verse.

The Surah deals with the teaching of truth and patience.

## LESSON 4: TAFSIR OF SURATUL ASR:

**Ayat 1:** "Asr" = "time" and refers to the continuous change as time moves on. Some scholars say it refers to the time when Imam Mahdi (a.s.) will re-appear. Here Allah is swearing by that time.

**Ayat 2:** By saying man is in a loss, it means that people are so easily led astray by everything of this world, and unless they are careful, they will get lost in running after these worldly things and forget Allah.

The next verse gives the qualities of those who have remained on the path of Allah.

The Holy Prophet (S) was asked about "loss" and he said, "Those who do not believe in my Ahlul Bayt are at a loss"

**Ayat 3:** We can see from this verse that the best of actions are to:

- have faith in Allah. This means believing and acting upon whatever He has commanded.
- do good deeds, to please Allah.
- encourage people to the right path. Try to spread the message of Islam by your words and actions.
- be patient. Even when we do not get what we want, we should trust in Allah and be patient. He knows what is good for us.

**The Holy Prophet (s.a.w.) has said that whoever recites this Surah will be in the right group on the Day of Judgement.**

**WORKSHEET 4: TAFSIR OF SURATUL ASR:**

**Draw below what you have learnt from Suratul Asr**



# Suratul Asr

LESSON 5: TAFSIR OF SURATUL FIL:

بِسْمِ اللّٰهِ الرَّحْمٰنِ الرَّحِیْمِ

اَلَمْ تَرَ كَيْفَ فَعَلَ رَبُّكَ بِاَصْحٰبِ الْفِیْلِ ط

اَلَمْ یَجْعَلْ كَيْدَهُمْ فِیْ تَضْلِیْلِ ل

وَ اَرْسَلَ عَلَیْهِمْ طَیْرًا اَبَابِیْلَ ل

تَرْمِیْهِمْ بِحِجَارَةٍ مِّنْ سِجِّیْلِ ص ل

فَجَعَلَهُمْ كَعَصْفٍ مَّاكُوْلٍ ع

This Surah was revealed in Makka.

It has 5 verses.

"Al-Fil" means "The Elephant". The name of the Surah comes from the army of elephants mentioned in the first verse.

## LESSON 5: TAFSIR OF SURATUL FIL:

In 570 AD, the year of the birth of our Holy Prophet (s.a.w.), a Christian governor called **Abraha** marched to **Makka to destroy the Holy Kaa'ba**.

He wanted to destroy the Kaa'ba, because he wanted people to come and worship at a huge church he had built in Yemen.


Abraha's army also had elephants, which wasn't very common in Arabia. History calls this army "**Ashabul Fíl**" or "**The People of the Elephant**".

When he reached Makka, he captured some camels belonging to the chief of Makka, Abdul Muttalib, the grandfather of the Holy Prophet (S). When Abdul Muttalib went to see him, Abraha thought he would ask him to spare the Holy Kaa'ba. Instead, Abdul Muttalib asked for the camels to be returned.

Abraha laughed and said, "What! I have come to destroy your place of worship, and you are speaking of your camels!" Abdul Muttalib gave a famous reply, "**I am the owner of the camels, so I have come for them. The Kaa'ba too has an Owner, Who will look after it**". This statement showed that the ancestors of the Holy Prophet (s.a.w.) were also firm in their faith in Allah.

Abraha ignored this warning and tried to invade the Holy Kaa'ba with his elephants. **The Surah tells what happened to the army:**

**Ayat 1:** Small birds carrying little stones in their beaks and claws crushed the proud army. Each stone fell on target, killing men and animals instantly. Allah shows how the power displayed by Abraha was defeated by the smallest of His creatures.



**Ayat 2:** This verse refers to the great confusion caused in the army of Abraha by the arrival of the birds. Many fell dead, and the survivors, including Abraha, began to run away.

**Ayat 3 & 4:** The birds were tiny, yet their effect was great, because they had the help of Allah.

**Ayat 5:** The appearance of the remains of the army after the birds had left was like straw that has been chewed by cows, broken and useless.

Imam Ja'far as-Sadiq (A) has written in his own handwriting: "When you face your enemy, look at him and recite Suratul Fil".

**WORKSHEET 5: TAFSIR OF SURATUL FIL:**

**Draw below what you have learnt from Suratul Fil:**



# Suratul Fil

بِسْمِ اللّٰهِ الرَّحْمٰنِ الرَّحِیْمِ

اِذَا زُلْزِلَتِ الْاَرْضُ زِلْزَالَهَا \* (۱)

وَاُخْرِجَتِ الْاَرْضُ اَثْقَالَهَا \* (۲)

وَقَالَ الْاِنْسَانُ مَا لَهَا \* (۳)

یَوْمَئِذٍ تُحَدِّثُ اَخْبَارَهَا \* (۴)

بَانَ رَبِّكَ اَوْحٰی لَهَا \* (۵)

یَوْمَئِذٍ یُّصَدِّرُ النَّاسُ اَشْتَاتًا لِّیُرَوْا اَعْمَالَهُمْ \* (۶)

فَمَنْ یَعْمَلْ مِثْقَالَ ذَرَّةٍ خَیْرًا یَرَهُ \* (۷)

وَمَنْ یَعْمَلْ مِثْقَالَ ذَرَّةٍ شَرًّا یَرَهُ \* (۸)

## LESSON 6: MEMORISATION FOR AZ-ZAHRA – SURATUL ZILZAL:

For the Az-Zahra Certificate, your child should know:

- Suratul Zilzal with proper Makhraj.

\_\_\_\_\_ has been tested on the above requirements and has performed satisfactorily.

\_\_\_\_\_  
Signature of teacher:

\_\_\_\_\_  
Date

**If the child has not passed the test satisfactorily the teacher should fill in the letter below.**

Dear Parent,

Your child \_\_\_\_\_ was tested on Suratul Zilzal but s/he did not know it.

Please ensure that s/he knows the above for next week, so that s/he may receive their Az-Zahra Certificate.

\_\_\_\_\_  
Signature of teacher

\_\_\_\_\_  
Date

LESSON 7: MEMORISATION FOR AZ-ZAHRA - SURATUL KAUTHAR:

بِسْمِ اللَّهِ الرَّحْمَنِ الرَّحِيمِ

إِنَّا أَعْطَيْنَكَ الْكَوْثَرَ ط

فَصَلِّ لِرَبِّكَ وَأَنْحَرْ ط

إِنَّ شَانِئَكَ هُوَ الْأَبْتَرُ ع

**LESSON 7: MEMORISATION FOR AZ-ZAHRA – SURATUL KAUTHAR:**

**For the Az-Zahra Certificate, your child should know:**

- Suratul Kauthar with proper Makhraj.

\_\_\_\_\_ has been tested on the above requirements and has performed satisfactorily.

\_\_\_\_\_

Signature of teacher:

\_\_\_\_\_

Date

**If the child has not passed the test satisfactorily the teacher should fill in the letter below.**

Dear Parent,

Your child \_\_\_\_\_ was tested on Suratul Kauthar but s/he did not know it.

Please ensure that s/he knows the above for next week, so that s/he may receive their Az-Zahra Certificate.

\_\_\_\_\_

Signature of teacher

\_\_\_\_\_

Date

بِسْمِ اللَّهِ الرَّحْمَنِ الرَّحِيمِ

تَبَّتْ يَدَا أَبِي لَهَبٍ وَتَبَّ ط

مَا أَغْنَىٰ عَنْهُ مَالُهُ وَ مَا كَسَبَ ط

سَيَصِرُ لِي نَارًا ذَاتَ لَهَبٍ ج صلى

وَأَمْرَأَتُهُ ط حَمَّالَةَ الْخَطَبِ ج

فِي جِيدِهَا حَبْلٌ مِّنْ مَّسَدٍ ع

**LESSON 8: MEMORISATION FOR AZ-ZAHRA - SURATUL LAHAB:**

**For the Az-Zahra Certificate, your child should know:**

- Suratul Lahab with proper Makhraj.

\_\_\_\_\_ has been tested on the above requirements and has performed satisfactorily.

\_\_\_\_\_  
Signature of teacher:

\_\_\_\_\_  
Date

**If the child has not passed the test satisfactorily the teacher should fill in the letter below.**

Dear Parent,

Your child \_\_\_\_\_ was tested on Suratul Lahab but s/he did not know it.

Please ensure that s/he knows the above for next week, so that s/he may receive their Az-Zahra Certificate.

\_\_\_\_\_  
Signature of teacher

\_\_\_\_\_  
Date

## FURTHER RULES FOR CHILDREN WHO CAN RECITE QUR'AN: LEVEL 5

### PUNCTUATION:

There are a number of signs and symbols in the Holy Qur'an which constitute punctuation marks and there are separate rules with regard to each of them.

At times a small circle (○) occurs at the end of the verse. This means a full stop or sign of verse.

There are other punctuation marks which are governed by the following rules:

📖 One should stop for a very short time at: tà (ط), jīm (ج) and mīm (م)

📖 It is better to stop at: qàf (ق) and Qàf-fà (فف)

📖 It is permissible to pause at šàd (ص)

📖 It is better not to stop at zà (ز), sale (صلى) and sal (صل)

📖 One should not stop at all when là (لا) is written without a verse (○)

📖 If there are two signs at the same place you follow the upper one.

📖 At some places the work saktah (سكتة) is written. It means that the reciter should pause there but should not break continuity of his/her breath.

E.g.

كَلَّا بَلْ سَكْتَةٌ رَانَ - وَقِيلَ مَنْ سَكْتَةٌ رَاقٍ

## FURTHER RULES FOR CHILDREN WHO CAN RECITE QUR'AN: LEVEL 5

### PUNCTUATION:

📖 If a letter coming before the sign of stopping has a vowel sign, that vowel sign should not be recited. On the other hand that letter should be recited as sakin.

E.g.

هُوَ as هُوَ      قَسَطٌ as قِسْطٌ  
اللَّهُ as اللهُ      لَهُ as لُهُ

📖 If a letter coming before the sign of stopping has the sign of

tà marbùtah ( ة ) it should be read as hà sakin ( ه ) when stopping.

E.g.

بَيْنَهُ as بَيْنَةٌ      قُوَّةٌ as قُوَةٌ  
رَاضِيَةٌ as رَاضِيَةٌ      تَقَاهُ as تَقَاهُ  
أَخِرَةٌ as أَخِرَةٌ

📖 If a letter bearing nunation comes before the sign of stopping, it should be recited as sakin

E.g.

جَانٌ as جَانٌ      هَادٌ as هَادٌ

## FURTHER RULES FOR CHILDREN WHO CAN RECITE QUR'AN: LEVEL 5

### PUNCTUATION:

📖 If in case of stopping, the letter alif comes after a letter with double fathah only one fathah must be recited.

E.g.

أَلْفَا ۞ أَلْفَا as تُرَابَا ۞ تُرَابَا

📖 If in case of stopping, the letter yà comes before a letter with double fathah, alif maqsurah should be recited instead of nunation.

E.g.

ضُحِي ۞ ضُحِي as طُوي ۞ طُوي

📖 If the sign là ( لا ) comes above the sign of the end of verse and you

do not want to stop, you should continue reciting without stopping by combining that verse with the next verse OR even without combining depending on the verse. If you want to stop, the following rules apply. The mushaddad (letter with the shadda) letter following the verse should be read without tashdid.

E.g.

نَاعِمَةٌ ۞ لَسَعِيهَا = نَاعِمَةٌ ۞ لَسَعِيهَا

## FURTHER RULES FOR CHILDREN WHO CAN RECITE QUR'AN: LEVEL 5

QALQALA

ق ط ب ج د

When any of the above 5 letters has a sukun on it, the sound of it has to be clear and sharp as if there is an echo. Care must be taken that the echoing sound does not go to the extent of sounding as though a Fathah has been added.

The rule is called **QALQALA** which means **TO STRESS**

It might help to remember the letters by the words: قُطِبُ جَدُ

You may like to use the example of سُورَةُ الْاِخْلَاصِ in which the د has to be pronounced with stress in 5 words

**NOTE:** When any of the letters of Qalqala appear in the middle of the word with a sukun, then the rule of Qalqala is applied but with less stress

بِسْمِ اللّٰهِ الرَّحْمٰنِ الرَّحِیْمِ

قُلْ هُوَ اللّٰهُ اَحَدٌ

اللّٰهُ الصَّمَدُ

لَمْ يَلِدْ

وَلَمْ يُولَدْ

وَلَمْ يَكُنْ لَهُ كُفُوًا اَحَدٌ

## FURTHER RULES FOR CHILDREN WHO CAN RECITE QUR'AN: LEVEL 5

### RULES OF LAAM:

When a letter with Fathah (        ) or Dhamma (        ) appears before the name of Allah, it will be pronounced with a broad sound or full mouth.

Surah Number	Verse Number	Extract from Verse	Vowel Sign
5	114	قَالَ عِيسَى ابْنُ مَرْيَمَ اللَّهُمَّ	( <u>      </u> )
4	171	إِنَّمَا الْمَسِيحُ عِيسَى ابْنُ مَرْيَمَ رَسُولُ اللَّهِ	( <u>      </u> )

When a letter with Kasrah (        ) appears before the name of Allah, it will be pronounced with a thin sound or an empty mouth.

Surah Number	Verse Number	Extract from Verse	Vowel Sign
40	78	لِرَسُولٍ أَنْ يَأْتِيَ بِآيَةٍ إِلَّا بِإِذْنِ اللَّهِ	( <u>      </u> )
4	35	يُوقِفِ اللَّهُ بَيْنَهُمَا	( <u>      </u> )

However, the LAAM MUSHADDADAH لّ is recited with a thin sound or empty mouth:

Surah Number	Verse Number	Extract from Verse	Laam Mushaddadah
2	255	اللَّهُ لَا إِلَهَ إِلَّا هُوَ الْحَيُّ الْقَيُّومُ	لّ
58	20	يُحَادِّثُونَ اللَّهَ وَرَسُولَهُ أَوْلَيْكَ فِي الْأَذْيَانِ	
2	177	لَيْسَ الْبِرُّ أَنْ تُولُّوا وُجُوهَكُمْ قِبَلَ	
2	148	وَلِكُلِّ وُجْهَةٍ هُوَ مُوَلِّيهَا فَاسْتَبِقُوا	

## FURTHER RULES FOR CHILDREN WHO CAN RECITE QUR'AN: LEVEL 5

### RULES OF NOON AND MEEM MUSHADDADAH

When the letters ن and م have a Shaddah ( ّ ) on it ( نّ مّ ) it will be

recited with Ghunna. The recitation through the nose should not exceed for more than 2-3 seconds or 2 haraka

Surah Number	Verse Number	Extract from Verse	Mushaddadah Letter
37	6	إِنَّا زَيَّنَّا السَّمَاءَ الدُّنْيَا	ن
78	21	إِنَّ جَهَنَّمَ كَانَتْ مِرْصَادًا ﴿٢١﴾	ن
27	70	وَلَا تَكُن فِي ضَيْقٍ مِّمَّا يَمْكُرُونَ ﴿٧٠﴾	م
7	11	وَلَقَدْ خَلَقْنَاكُمْ ثُمَّ صَوَّرْنَاكُمْ ثُمَّ قُلْنَا	م

### RULES OF WAJIB SAJDH:

There are 4 places in the Qur'an where Sajdah becomes Wajib. They are:

- 📖 Sura As Sajdah – Sura No. 32 - Verse No.12 – Sipara No. 21
- 📖 Sura Ha Meem Sajdah – Sura No. 41 – Verse No. 38 – Sipara 24
- 📖 Sura An Najm – Sura No. 53 – Verse No. 62
- 📖 Sura Al Alaq – Sura No. 96 – Verse No. 19 – Sipara 30

### Remember:

- It is wajib to do Sajdah if you recite or hear these verses
- Wudhu is not necessary
- You do not need to face Qiblah

## FURTHER RULES FOR CHILDREN WHO CAN RECITE QUR'AN: LEVEL 5

### ARABIC NUMERALS:

ENGLISH NUMBERS	ARABIC NUMBERS	HOW TO SAY IT IN ARABIC	TRANSLITERATION
1	١	واحد	WAHID
2	٢	إثنين	ITHNAIN
3	٣	ثلاثة	THALAATHA
4	٤	أربعة	ARBA'A
5	٥	خمسة	KHAMSA

## FURTHER RULES FOR CHILDREN WHO CAN RECITE QUR'AN: LEVEL 5

### ARABIC NUMERALS:

ENGLISH NUMBERS	ARABIC NUMBERS	HOW TO SAY IT IN ARABIC	TRANSLITERATION
6	٦	سِتة	SITA
7	٧	سَبعة	SABA'A
8	٨	ثَمَانِيَة	THAMAANIA
9	٩	تِسعة	TISA'A
10	١٠	عَشْرَة	A'SHARA

FURTHER RULES FOR CHILDREN WHO CAN RECITE QUR'AN: LEVEL 5

ARABIC NUMBERS EXERCISE:

1	١	١١		٣١	٤١	٥١		٧١		٩١
2	٢		٢٢	٣٢	٤٢		٦٢		٨٢	
3	٣	١٣	٢٣		٤٣	٥٣				٩٣
4	٤		٢٤	٣٤		٥٤	٦٤	٧٤		
5	٥	١٥		٣٥	٤٥			٧٥	٨٥	٩٥
6	٦	١٦	٢٦		٤٦		٦٦		٨٦	
7	٧	١٧	٢٧	٣٧		٥٧	٦٧	٧٧		٩٧
8	٨	١٨	٢٨		٤٨			٧٨	٨٨	
9	٩		٢٩	٣٩		٥٩	٦٩			٩٩
10	١٠	٢٠		٤٠	٥٠	٦٠		٨٠		١٠٠

# Qur'an Homework / Revision / Comments Chart

Date	Details	Parents / Teacher Signature
/ /08		
/ /08		
/ /08		
/ /08		
/ /08		
/ /08		
/ /08		
/ /08		
/ /08		
/ /08		
/ /08		
/ /08		
/ /08		
/ /08		
/ /08		
/ /08		
/ /08		
/ /08		
/ /08		
/ /08		
/ /08		
/ /08		
/ /08		
/ /08		
/ /08		
/ /08		