

INTRODUCTION TO CLASS 1 – 4 QUR’AN:

We are now introducing recitation of Qur’an for the younger children, in the hope of bringing all our children to one level of recitation.

For those children who are in the process of learning how to recite Qur’an, a separate Qur’an Manual will also be given.

For those children who are already reciting Qur’an, some rules included in this Manual will be taught to them to improve their recitation further.

All children will do the Tafsir and Az Zahra part of the syllabus.



QUR'AN SYLLABUS CLASS 3 (6 YEARS OLD)

LESSON TOPIC

LESSON 1: INTRODUCTION AND TERMINOLOGY

LESSON 2: RESPECT OF RECITING THE QUR'AN

LESSON 3: TAFSIR OF SURATUN NAAS

LESSON 4: TAFSIR OF SURATUL FALAQ

LESSON 5: TAFSIR OF SURATUL KAAFIROON

LESSON 6: MEMORISATION FOR AZ-ZAHRA – SURATUL QADR

LESSON 7: MEMORISATION FOR AZ ZAHRA - SURATUL ASR

LESSON 8: MEMORISATION FOR AZ-ZAHRA – SURATUL FIL

FURTHER RULES FOR CHILDREN WHO CAN RECITE QUR'AN:

- **PUNCTUATION**
- **QALQALA**
- **RULES OF LAAM**
- **RULES OF NOON AND MEEM MUSHADDADAH**
- **WAJIB SAJDAHS IN THE QUR'AN**
- **ARABIC NUMBERS**

LESSON 1: INTRODUCTION AND TERMINOLOGY:

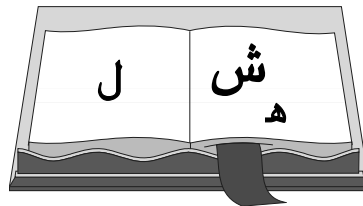
Qur'an as a Gift:

(Introduce the Qur'an as a gift from Allah. Show the children a Qur'an wrapped up as a gift. Ask the children what they think is inside it. Tell them it is something precious and a gift they can keep for life. Open it and show them what the whole Qur'an looks like, what the Arabic is like, how it is read etc.)

Ramadhan has just gone; this was the month the Qur'an was revealed. What presents did you get on Eid? Allah's present to you is the Qur'an.

What is the Holy Qur'an?

It is a book that contains the words of Allah.



Who wrote the Holy Qur'an?

It was not written by anyone; Allah sent down the words to the Holy Prophet (S) through the Angel Jibrail – over a period of about 23 years

The Holy Prophet (S) then recited the verses to the people. Most of the people would remember the verses by heart but the Holy Prophet (S) chose some special people called scribes to write down the verses.

In which language is the Holy Qur'an written?

It is written in Arabic.

أ ب ت ث

Arabic is read from right to left and back to front.

What does Allah tell us in the Holy Qur'an?

- He tells us true stories of the Prophets.
- He tells us how He wants us to act.
- He tells us about heaven and hell.
-

We have to look after the Holy Qur'an because it is such a special book.

TERMINOLOGY:

Aya = Ayaat (pl.) =	One verse of the Qur'an.
Sura = Suwer (pl.) =	One chapter of the 114 chapters of the Qur'an
Waqf = Wuqoof (pl.) =	Punctuation marks.
Juz = Ajzaa (pl.) =	The Qur'an is divided into 30 equal parts. Each of these parts is called a Juz.
Rub'a =	Marking indicating $\frac{1}{4}$ of a Juz.
Nisf =	Marking indicating $\frac{1}{2}$ of a Juz.
Thuluth =	Marking indicating $\frac{3}{4}$ of a Juz

LESSON 2: RESPECT OF RECTING THE HOLY QUR'AN

- 📖 Never touching the writing in it without first doing Wudhu
- 📖 The intention when reciting Qur'an should be to for the Pleasure of Allah
- 📖 We should not recite too loudly so as to disturb others
- 📖 We must hold the Qur'an properly (Show the child)
- 📖 Never leaving it open when no-one is reciting it.
- 📖 We must try and face Qiblah while reciting the Qur'an

You can read it without touching it, or put a plastic sheet on it

When reciting the Holy Qur'an, we must try and take care of the following:


for boys to
wear a cap



for girls to
wear a scarf.



to face Qiblah
(the Ka'aba)



Before starting to recite the Holy Qur'an, you should say:

أَعُوذُ بِاللَّهِ مِنَ الشَّيْطَانِ الرَّجِيمِ

I seek refuge in Allah from Shaitan the outcast

AND

بِسْمِ اللَّهِ الرَّحْمَنِ الرَّحِيمِ

I begin in the name of Allah, the Most Kind, the Merciful

بِسْمِ اللّٰهِ الرَّحْمٰنِ الرَّحِیْمِ
قُلْ اَعُوْذُ بِرَبِّ النَّاسِ
مَلِكِ النَّاسِ
اِلٰهِ النَّاسِ
مِنْ شَرِّ الْوَسْوَاسِ الْخَنَّاسِ
الَّذِیْ یُوسَسُ فِیْ صُدُوْرِ النَّاسِ
مِنْ الْجِنَّةِ وَالنَّاسِ

LESSON 3: TAFSIR OF SURATUN NAAS:

This is the final Surah of the Qur'an

In this Surah, Allah talks about man looking for safety in Allah, Who is the Absolute Power and Commander of human beings.

From whom do we have to take refuge - well we are told that it is from Shaytan.

What is it from Shaytan that we have to take refuge from - From the evil whisperings that get into the innermost heart (being) of man and make him do evil.

The jinn are like mankind in that there are good and bad jinns as in man.

The last Ayah talks about seeking refuge from these evil whisperings of Shaytan from among the jinn and mankind.

i.e.: from the obvious evil whisperings of Shaytan - from amongst mankind whom we understand and can see.

And from the evil whisperings of Shaytan, that are not so clear - from amongst the jinns whom we have little knowledge of and cannot see.

WORKSHEET 3: TAFSIR OF SURATUN NAAS:

Draw below what you have learnt from Suratun Naas.



Suratun Naas

LESSON 4: TAFSIR OF SURATUL FALAQ:

بِسْمِ اللَّهِ الرَّحْمَنِ الرَّحِيمِ

قُلْ أَعُوذُ بِرَبِّ الْفَلَقِ ۝

مِنْ شَرِّ مَا خَلَقَ ۝

وَمِنْ شَرِّ غَاسِقٍ إِذَا وَقَبَ ۝

وَمِنْ شَرِّ النَّفَّاثَاتِ فِي الْعُقَدِ ۝

وَمِنْ شَرِّ حَاسِدٍ إِذَا حَسَدَ ۝

LESSON 4: TAFSIR OF SURATUL FALAQ:

This Surah was revealed in Makka.

**Al-Falaq means "The Dawn"
The Surah deals with seeking the protection of
Allah from the evil of Magic and Witchcraft**

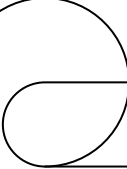
- Ayat 1:** The Dawn refers to destroying the darkness of witchcraft, just as the light of the dawn overcomes the darkness of the night.
- Ayat 2:** Allah has created all sorts of creatures. Some are visible, others are invisible. Some are known to man, others are not. We ask protection from the evil of all harmful creatures.
- Ayat 3:** "Ghasiq" here refers to darkness of difficulties (both physical and mental) that are faced by us.
- Ayat 4:** The blowing on knots in a piece of thread was a kind of witchcraft practised by some women to try to cause mental harm to others. Here we seek protection from such witchcraft.
- Ayat 5:** The evil of the envious of jealous person can cause harm in many ways. Here we ask for protection from this sort of evil.

**In short, in this Surah, we are asking Allah for help against
all sorts of harm that other people seek to do to us**

This Surah should be recited when we feel that people mean to do us harm.

WORKSHEET 4: TAFSIR OF SURATUL FALAQ:

Draw below what you have learnt from Suratul Falag



Suratul Falag

LESSON 5: TAFSIR OF SURATUL KAFIROON:

بِسْمِ اللّٰهِ الرَّحْمٰنِ الرَّحِیْمِ

قُلْ یٰٓاَیُّهَا الْکٰفِرُوْنَ ۝۱

لَا اَعْبُدُ مَا تَعْبُدُوْنَ ۝۲

وَلَا اَنْتُمْ عٰبِدُوْنَ مَا اَعْبُدُ ۝۳

وَلَا اَنَا عٰبِدُ مَا عٰبَدْتُمْ ۝۴

وَلَا اَنْتُمْ عٰبِدُوْنَ مَا اَعْبُدُ ۝۵

لَكُمْ دِیْنُكُمْ وَلِیَّ دِیْنِ ۝۶

LESSON 5: TAFSIR OF SURATUL KAFIROON:

This Surah was revealed in Makka, in answer to a proposal put forward by the leaders of the Quraish (The Kuffar).

The Quraish approached the Holy Prophet (S) and said that they had thought of a compromise.

They proposed that (the Kuffar) and the Muslims should both agree to worship each other's God.

They said that for one year the Muslims should worship what they (the Kuffar) worshipped and then the next year they (the Kuffar) would worship the God of the Muslims and then the pattern to be repeated again.

The proposal by the Kuffar was a clever one to try to win over the Holy Prophet (S) and to wreck his mission. The reply given to them in this Surah was firm and without compromise.

Our 6th Imam, Imam Ja'far As-Sadiq (A) was once asked why the same verse (Ayat 3 and 5) was repeated twice.

He replied that the repetition in the Surah was in response to the repetition in the proposal of the Kuffar. **i.e. The Kuffar had asked the Holy Prophet (S) to worship their Gods for one year and they would worship His God the next year and alternate thereafter.**

The last Ayat of the Surah tells us that there can never be a compromise between right and wrong and also there is no force to become a Muslim.

Imam Ja'far As-Sadiq (A) has said that who ever recites this Surah and Suratul Ikhlas in their daily prayers will be forgiven and so will their parents

WORKSHEET 5: TAFSIR OF SURATUL KAFIROON:

Draw below what you have learnt from Suratul Kafiroom



Suratul Kaafiroon

بِسْمِ اللّٰهِ الرَّحْمٰنِ الرَّحِیْمِ
اِنَّا اَنْزَلْنٰهُ فِیْ لَیْلَةِ الْقَدْرِ ج صلی
وَ مَا اَدْرٰکَ مَا لَیْلَةُ الْقَدْرِ ط
لَیْلَةُ الْقَدْرِ خَیْرٌ مِّنْ اَلْفِ شَهْرٍ ط
تَنْزَلُ الْمَلٰٓئِکَةُ وَالرُّوْحُ فِیْهَا
بِاِذْنِ رَبِّهِمْ ج مِّنْ کُلِّ اَمْرِ لَّ
سَلٰمٌ قَفٰی هِیَ حَتّٰی مَطْلَعِ الْفَجْرِ ج

LESSON 6: MEMORISATION FOR AZ-ZAHRA - SURATUL QADR:

For the Az-Zahra Certificate, your child should know:

- Suratul Qadr with proper Makhraj.

_____ has been tested on the above requirements and has performed satisfactorily.

Signature of teacher:

Date

If the child has not passed the test satisfactorily the teacher should fill in the letter below.

Dear Parent,

Your child _____ was tested on Suratul Qadr but s/he did not know it.

Please ensure that s/he knows the above for next week, so that s/he may receive their Az-Zahra Certificate.

Signature of teacher

Date

بِسْمِ اللّٰهِ الرَّحْمٰنِ الرَّحِیْمِ

اَلَمْ تَرَ كَيْفَ فَعَلَ رَبُّكَ بِاَصْحٰبِ الْفِیْلِ ط

اَلَمْ یَجْعَلْ كَيْدَهُمْ فِیْ تَضْلِیْلِ لَّا

وَ اَرْسَلَ عَلَیْهِمْ طَیْرًا اَبَابِیْلَ لَّا

تَرْمِیْهِمْ بِحِجَارَةٍ مِّنْ سِجِّیْلِ ص لَّا

فَجَعَلَهُمْ كَعَصْفٍ مَّاكُوْلٍ ع

LESSON 7: MEMORISATION FOR AZ-ZAHRA - SURATUL FIL

For the Az-Zahra Certificate, your child should know:

- Suratul Fil with proper Makhraj.

_____ has been tested on the above requirements and has performed satisfactorily.

Signature of teacher:

Date

If the child has not passed the test satisfactorily the teacher should fill in the letter below.

Dear Parent,

Your child _____ was tested on Suratul Fil but s/he did not know it.

Please ensure that s/he knows the above for next week, so that s/he may receive their Az-Zahra Certificate.

Signature of teacher

Date

بِسْمِ اللَّهِ الرَّحْمَنِ الرَّحِيمِ

وَالْعَصْرِ ۝

إِنَّ الْإِنْسَانَ لَفِي خُسْرٍ ۝

إِلَّا الَّذِينَ آمَنُوا وَعَمِلُوا الصَّالِحَاتِ

وَتَوَاصَوْا بِالْحَقِّ لَا وَتَوَاصَوْا بِالصَّبْرِ ۝ ع

LESSON 8: MEMORISATION FOR AZ-ZAHRA - SURATUL ASR

For the Az-Zahra Certificate, your child should know:

- Suratul Asr with proper Makhraj.

_____ has been tested on the above requirements and has performed satisfactorily.

Signature of teacher:

Date

If the child has not passed the test satisfactorily the teacher should fill in the letter below.

Dear Parent,

Your child _____ was tested on Suratul Asr but s/he did not know it.

Please ensure that s/he knows the above for next week, so that s/he may receive their Az-Zahra Certificate.

Signature of teacher

Date

FURTHER RULES FOR CHILDREN WHO CAN RECITE QUR'AN: LEVEL 5

PUNCTUATION:

There are a number of signs and symbols in the Holy Qur'an which constitute punctuation marks and there are separate rules with regard to each of them.

At times a small circle (O) occurs at the end of the verse. This means a full stop or sign of verse.

There are other punctuation marks which are governed by the following rules:

- 📖 One should stop for a very short time at: tà (ط), jīm (ج) and mīm (م)
- 📖 It is better to stop at: qàf (ق) and Qàf-fà (فف)
- 📖 It is permissible to pause at šàd (ص)
- 📖 It is better not to stop at zà (ز), sale (صلى) and sal (صل)
- 📖 One should not stop at all when là (لا) is written without a verse (O)
- 📖 If there are two signs at the same place you follow the upper one.
- 📖 At some places the work saktah (سكتة) is written. It means that the reciter should pause there but should not break continuity of his/her breath.

E.g.

كَلَّا بَلْ سَكْتَةٌ رَانَ - وَقِيلَ مَنْ سَكْتَةٌ رَاقٍ

FURTHER RULES FOR CHILDREN WHO CAN RECITE QUR'AN: LEVEL 5

PUNCTUATION:

📖 If a letter coming before the sign of stopping has a vowel sign, that vowel sign should not be recited. On the other hand that letter should be recited as sakin.

E.g.

هُوَ as هُوَ قَسِطٌ as قَسِطُ
اللَّهُ as اللَّهُ لَهُ as لَهُ

📖 If a letter coming before the sign of stopping has the sign of

tà marbùtah (ة) it should be read as hà sakin (ه) when stopping.

E.g.

بَيْنَةٌ as بَيْنَةٌ قُوَّةٌ as قُوَّةٌ
رَاضِيَةٌ as رَاضِيَةٌ أَخِرَةٌ as أَخِرَةٌ
تَقَاهُ as تَقَاهُ

📖 If a letter bearing nunation comes before the sign of stopping, it should be recited as sakin

E.g.

جَانٌ as جَانٌ هَادٌ as هَادٌ

FURTHER RULES FOR CHILDREN WHO CAN RECITE QUR'AN: LEVEL 5

PUNCTUATION:

📖 If in case of stopping, the letter alif comes after a letter with double fathah only one fathah must be recited.

E.g.

أَلْفَا ۞ أَلْفَا as تُرَابَا ۞ تُرَابَا

📖 If in case of stopping, the letter ya comes before a letter with double fathah, alif maqsurah should be recited instead of nunation.

E.g.

ضُحِي ۞ ضُحِي as طُوي ۞ طُوي

📖 If the sign là (لا) comes above the sign of the end of verse and you

do not want to stop, you should continue reciting without stopping by combining that verse with the next verse OR even without combining depending on the verse. If you want to stop, the following rules apply. The mushaddad (letter with the shadda) letter following the verse should be read without tashdid.

E.g.

نَاعِمَةٌ ۞ لَسَعِيهَا = نَاعِمَةٌ ۞ لَسَعِيهَا

FURTHER RULES FOR CHILDREN WHO CAN RECITE QUR'AN: LEVEL 5

QALQALA

ق ط ب ج د

When any of the above 5 letters has a sukun on it, the sound of it has to be clear and sharp as if there is an echo. Care must be taken that the echoing sound does not go to the extent of sounding as though a Fathah has been added.

The rule is called **QALQALA** which means **TO STRESS**

It might help to remember the letters by the words: قُطِبُ جَدُ

You may like to use the example of سُورَةُ الْاِخْلَاصِ in which the د has to be pronounced with stress in 5 words

NOTE: When any of the letters of Qalqala appear in the middle of the word with a sukun, then the rule of Qalqala is applied but with less stress

بِسْمِ اللّٰهِ الرَّحْمٰنِ الرَّحِیْمِ

قُلْ هُوَ اللّٰهُ اَحَدٌ

اللّٰهُ الصَّمَدُ

لَمْ يَلِدْ

وَلَمْ يُولَدْ

وَلَمْ يَكُنْ لَهُ كُفُوًا اَحَدٌ

FURTHER RULES FOR CHILDREN WHO CAN RECITE QUR'AN: LEVEL 5

RULES OF LAAM:

When a letter with Fathah (َ) or Dhamma (ُ) appears before the name of Allah, it will be pronounced with a broad sound or full mouth.

Surah Number	Verse Number	Extract from Verse	Vowel Sign
5	114	قَالَ عِيسَى ابْنُ مَرْيَمَ اللَّهُمَّ	(َ)
4	171	إِنَّمَا الْمَسِيحُ عِيسَى ابْنُ مَرْيَمَ رَسُولُ اللَّهِ	(ُ)

When a letter with Kasrah (ِ) appears before the name of Allah, it will be pronounced with a thin sound or an empty mouth.

Surah Number	Verse Number	Extract from Verse	Vowel Sign
40	78	لِرَسُولٍ أَنْ يَأْتِيَ بِآيَةٍ إِلَّا بِإِذْنِ اللَّهِ	(ِ)
4	35	يُوقِفِ اللَّهُ بَيْنَهُمَا	(ِ)

However, the LAAM MUSHADDADAH لّ is recited with a thin sound or empty mouth:

Surah Number	Verse Number	Extract from Verse	Laam Mushaddadah
2	255	اللَّهُ لَا إِلَهَ إِلَّا هُوَ الْحَيُّ الْقَيُّومُ	لّ
58	20	يُحَادِّثُونَ اللَّهَ وَرَسُولَهُ أَوْلَيْكَ فِي الْأَذْيَانِ	
2	177	لَيْسَ الْبِرُّ أَنْ تُولُوا وَجُوهَكُمْ قَبْلَ	
2	148	وَلِكُلِّ وُجْهَةٍ هُوَ مَوْلِيهَا فَاسْتَبِقُوا	

FURTHER RULES FOR CHILDREN WHO CAN RECITE QUR'AN: LEVEL 5

RULES OF NOON AND MEEM MUSHADDADAH

When the letters ن and م have a Shaddah (ّ) on it (نّ مّ) it will be

recited with Ghunna. The recitation through the nose should not exceed for more than 2-3 seconds or 2 haraka

Surah Number	Verse Number	Extract from Verse	Mushaddadah Letter
37	6	إِنَّا زَيَّنَّا السَّمَاءَ الدُّنْيَا	ن
78	21	إِنَّ جَهَنَّمَ كَانَتْ مِرْصَادًا ﴿٢١﴾	ن
27	70	وَلَا تَكُن فِي ضَيْقٍ مِّمَّا يَمْكُرُونَ ﴿٧٠﴾	م
7	11	وَلَقَدْ خَلَقْنَاكُمْ ثُمَّ صَوَّرْنَاكُمْ ثُمَّ قُلْنَا	م

RULES OF WAJIB SAJDH:

There are 4 places in the Qur'an where Sajdah becomes Wajib. They are:

- 📖 Sura As Sajdah – Sura No. 32 - Verse No.12 – Sipara No. 21
- 📖 Sura Ha Meem Sajdah – Sura No. 41 – Verse No. 38 – Sipara 24
- 📖 Sura An Najm – Sura No. 53 – Verse No. 62
- 📖 Sura Al Alaq – Sura No. 96 – Verse No. 19 – Sipara 30

Remember:

- It is wajib to do Sajdah if you recite or hear these verses
- Wudhu is not necessary
- You do not need to face Qiblah

FURTHER RULES FOR CHILDREN WHO CAN RECITE QUR'AN: LEVEL 5

ARABIC NUMERALS:

ENGLISH NUMBERS	ARABIC NUMBERS	HOW TO SAY IT IN ARABIC	TRANSLITERATION
1	١	واحد	WAHID
2	٢	إثنين	ITHNAIN
3	٣	ثلاثة	THALAATHA
4	٤	أربعة	ARBA'A
5	٥	خمسة	KHAMSA

FURTHER RULES FOR CHILDREN WHO CAN RECITE QUR'AN: LEVEL 5

ARABIC NUMERALS:

ENGLISH NUMBERS	ARABIC NUMBERS	HOW TO SAY IT IN ARABIC	TRANSLITERATION
6	٦	سِتة	SITA
7	٧	سَبعة	SABA'A
8	٨	ثَمَانِية	THAMAANIA
9	٩	تِسعة	TISA'A
10	١٠	عَشرة	A'SHARA

FURTHER RULES FOR CHILDREN WHO CAN RECITE QUR'AN: LEVEL 5

ARABIC NUMBERS EXERCISE:

1	١	١١		٣١	٤١	٥١		٧١		٩١
2	٢		٢٢	٣٢	٤٢		٦٢		٨٢	
3	٣	١٣	٢٣		٤٣	٥٣				٩٣
4	٤		٢٤	٣٤		٥٤	٦٤	٧٤		
5	٥	١٥		٣٥	٤٥			٧٥	٨٥	٩٥
6	٦	١٦	٢٦		٤٦		٦٦		٨٦	
7	٧	١٧	٢٧	٣٧		٥٧	٦٧	٧٧		٩٧
8	٨	١٨	٢٨		٤٨			٧٨	٨٨	
9	٩		٢٩	٣٩		٥٩	٦٩			٩٩
10	١٠	٢٠		٤٠	٥٠	٦٠		٨٠		١٠٠

Qur'an Homework / Revision / Comments Chart

Date	Details	Parents / Teacher Signature
/ /08		
/ /08		
/ /08		
/ /08		
/ /08		
/ /08		
/ /08		
/ /08		
/ /08		
/ /08		
/ /08		
/ /08		
/ /08		
/ /08		
/ /08		
/ /08		
/ /08		
/ /08		
/ /08		
/ /08		
/ /08		
/ /08		
/ /08		
/ /08		
/ /08		
/ /08		