

INTRODUCTION TO CLASS 1 – 4 QUR’AN:

We are now introducing recitation of Qur’an for the younger children, in the hope of bringing all our children to one level of recitation.

For those children who are in the process of learning how to recite Qur’an, a separate Qur’an Manual will also be given.

For those children who are already reciting Qur’an, some rules included in this Manual will be taught to them to improve their recitation further.

All children will do the Tafsir and Az Zahra part of the syllabus.



QUR'AN SYLLABUS CLASS 2 (5 YEARS OLD)

LESSON TOPIC

LESSON 1: INTRODUCTION AND TERMINOLOGY

LESSON 2: RESPECT OF RECITING THE QUR'AN

LESSON 3: TAFSIR OF SURATUL FATIHA

LESSON 4: TAFSIR OF SURATUL IKHLAS

LESSON 5: MEMORISATION FOR AZ-ZAHRA – SURATUN NAAS

LESSON 6: MEMORISATION FOR AZ ZAHRA - SURATUL FALAQ

LESSON 7: MEMORISATION FOR AZ-ZAHRA – SURATUL KAAFIROON

FURTHER RULES FOR CHILDREN WHO CAN RECITE QUR'AN:

- **PUNCTUATION**
- **QALQALA**
- **RULES OF LAAM**
- **RULES OF NOON AND MEEM MUSHADDADAH**
- **WAJIB SAJDAHs IN THE QUR'AN**
- **ARABIC NUMBERS**

LESSON 1: INTRODUCTION AND TERMINOLOGY:

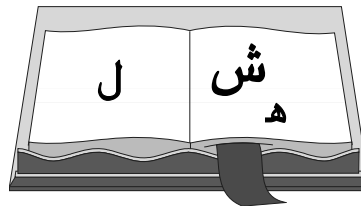
Qur'an as a Gift:

(Introduce the Qur'an as a gift from Allah. Show the children a Qur'an wrapped up as a gift. Ask the children what they think is inside it. Tell them it is something precious and a gift they can keep for life. Open it and show them what the whole Qur'an looks like, what the Arabic is like, how it is read etc.)

Ramadhan has just gone; this was the month the Qur'an was revealed. What presents did you get on Eid? Allah's present to you is the Qur'an.

What is the Holy Qur'an?

It is a book that contains the words of Allah.



Who wrote the Holy Qur'an?

It was not written by anyone; Allah sent down the words to the Holy Prophet (S) through the Angel Jibrail – over a period of about 23 years

The Holy Prophet (S) then recited the verses to the people. Most of the people would remember the verses by heart but the Holy Prophet (S) chose some special people called scribes to write down the verses.

In which language is the Holy Qur'an written?

It is written in Arabic.

أ ب ت ث

Arabic is read from right to left and back to front.

What does Allah tell us in the Holy Qur'an?

- He tells us true stories of the Prophets.
- He tells us how He wants us to act.
- He tells us about heaven and hell.
-

We have to look after the Holy Qur'an because it is such a special book.

TERMINOLOGY:

Aya = Ayaat (pl.) =	One verse of the Qur'an.
Sura = Suwer (pl.) =	One chapter of the 114 chapters of the Qur'an
Waqf = Wuqoof (pl.) =	Punctuation marks.
Juz = Ajzaa (pl.) =	The Qur'an is divided into 30 equal parts. Each of these parts is called a Juz.
Rub'a =	Marking indicating $\frac{1}{4}$ of a Juz.
Nisf =	Marking indicating $\frac{1}{2}$ of a Juz.
Thuluth =	Marking indicating $\frac{3}{4}$ of a Juz

LESSON 2: RESPECT OF RECTING THE HOLY QUR'AN

- 📖 Never touching the writing in it without first doing Wudhu
- 📖 The intention when reciting Qur'an should be to for the Pleasure of Allah
- 📖 We should not recite too loudly so as to disturb others
- 📖 We must hold the Qur'an properly (Show the child)
- 📖 Never leaving it open when no-one is reciting it.
- 📖 We must try and face Qiblah while reciting the Qur'an

You can read it without touching it, or put a plastic sheet on it

When reciting the Holy Qur'an, we must try and take care of the following:


for boys to
wear a cap



for girls to
wear a scarf.



to face Qiblah
(the Ka'aba)



Before starting to recite the Holy Qur'an, you should say:

أَعُوذُ بِاللَّهِ مِنَ الشَّيْطَانِ الرَّجِيمِ

I seek refuge in Allah from Shaitan the outcast

AND

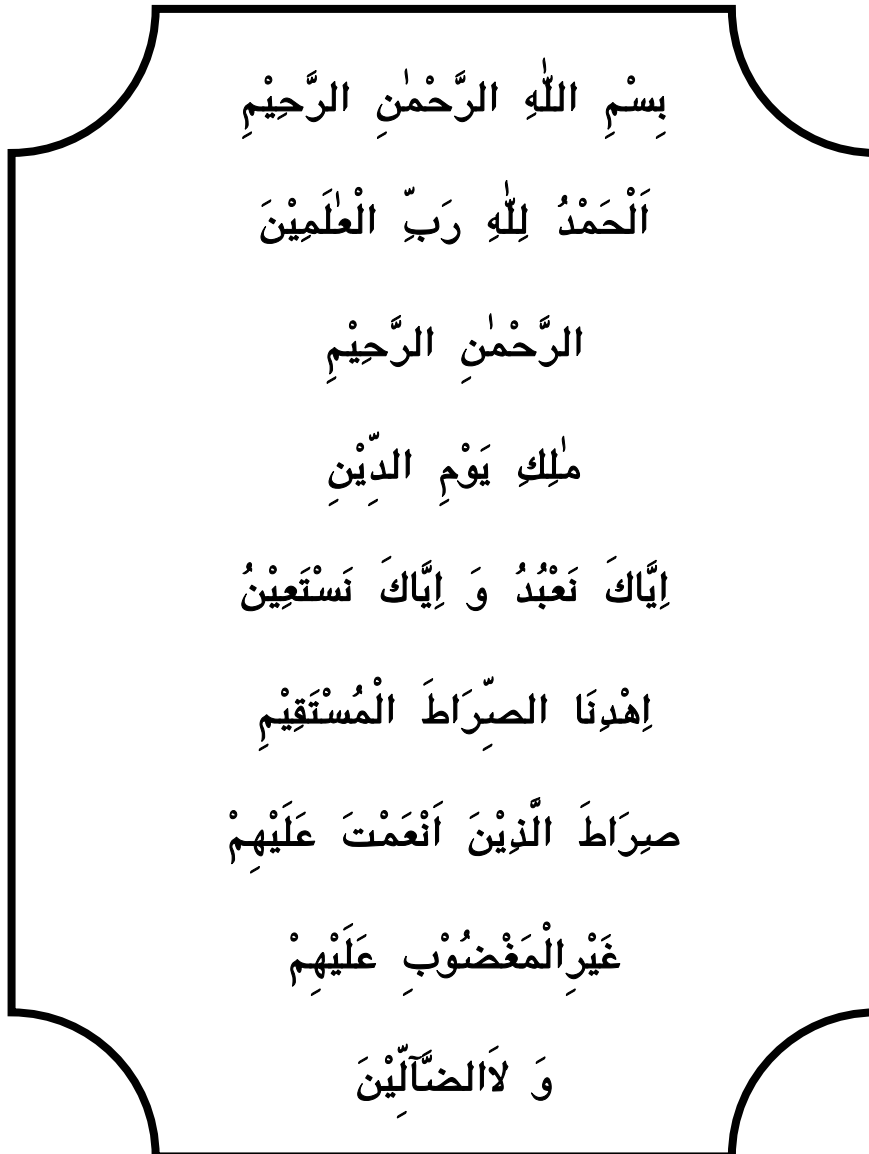
بِسْمِ اللَّهِ الرَّحْمَنِ الرَّحِيمِ

I begin in the name of Allah, the Most Kind, the Merciful

LESSON 3: TAFSIR OF SURATUL FATIHA:

Suratul Fatiha can be recited at the following times;

- In Namaaz
- For someone who is sick
- For our Marhumeen
- Before eating or sleeping
- At the graveyard (Kabrastan)



This Surah was revealed to the Holy Prophet (s.a.w.)

in Makka and also in Madina.

It has 7 verses

LESSON 3: TAFSIR OF SURATUL FATIHA:

It is said that the meaning of the Holy Qur'an as a whole has been mentioned in this Surah: i.e. The object of Islam.

The object of Islam:

- The belief and faith in the One and Only true Creator, Lord of the universe.
- The Day of Judgement, when everyone will have to account for their own deeds.
- To obey and follow Allah's wishes, and to need no-one but Him.
- To follow the right path - His path for us.
- Learning from History, how the people who followed this right path were rewarded, and how those who went on the wrong path were punished.

The importance of this Surah is seen by the fact that:

- it was revealed both in Makka and Madina, **AND**
- every Muslim recites this Surah 10 times every day in their Salaat.

If you think about the meaning of this Surah as you recite it in your Salaat, it will make your Faith in the teachings of Islam strong.


It will also stop you from being proud, as you are nothing compared to Allah.

This Surah has many names, the most common ones being:

- **Suratul Fatiha - The Opening (1st Sura of the Qur'an)**
- **Ummul Kitab - The mother of the book (Qur'an).**
- **As-Sab'a Mathani - The seven repeated verses.**

WORKSHEET 3: TAFSIR OF SURATUL FATIHA:

Draw below what you have learnt from Suratul Fatiha:



LESSON 4: TAFSIR OF SURATUL IKHLAS:

بِسْمِ اللَّهِ الرَّحْمَنِ الرَّحِيمِ

قُلْ هُوَ اللَّهُ أَحَدٌ

اللَّهُ الصَّمَدُ

لَمْ يَلِدْ وَ لَمْ يُولَدْ

وَ لَمْ يَكُنْ لَهُ كُفُوًا أَحَدٌ

It explains the whole concept of Tawheed – Oneness of Allah

LESSON 4: TAFSIR OF SURATUL IKHLAS:

This Surah was revealed to the Holy Prophet (S) in Makka in answer to the Jews question of what Allah was.

The Holy Prophet (S) has said that who ever recites this Surah will get the Thawaab of reciting 1/3rd of the whole Qur'an.

In this Surah Allah uses the word AHAD

AHAD = absolute oneness and not as a number one which is preceded and followed by other numbers. (WAHID - the number one.)

In the Surah Allah says that He is AS-SAMAD:

AS SAMAD = On whom all things depend.

He is in no need of anything or anyone rather everything is in need of Him.

In the 4th Ayah Allah says that He did not give birth to anyone nor was He given birth to. **i.e.** He has no children nor parents.

Therefore Allah Himself has rejected the Christians view that He has a son.

Allah then completes the Surah with the plain fact that there is no-one equal to Him. He is unique, complete and there is none like Him.


Thus this is a short Surah of 5 Ayat (including Bismillah) and it sums up what Allah really is.

i.e.:

- Allah is one - in the absolute form.
- He is independent of everything, whereas everything is dependent of Him.
- He has no children or parents.
- And He is so complete and perfect that there is no-one nor nothing like Him.

WORKSHEET 4: TAFSIR OF SURATUL IKHLAS:

Draw below what you have learnt from Sura Ikhlas.



Suratul

LESSON 5: MEMORISATION FOR AZ- ZAHRA - SURATUN NAAS:

بِسْمِ اللّٰهِ الرَّحْمٰنِ الرَّحِیْمِ

قُلْ اَعُوْذُ بِرَبِّ النَّاسِ

مَلِكِ النَّاسِ

اِلٰهِ النَّاسِ

مِنْ شَرِّ الْوَسْوَاسِ الْخَنَّاسِ

الَّذِیْ یُوسِّسُ فِیْ صُدُوْرِ النَّاسِ

مِنْ الْجِنَّةِ وَالنَّاسِ

LESSON 5: MEMORISATION FOR AZ- ZAHRA - SURATUN NAAS:

For the Az-Zahra Certificate, your child should know:

- Suratun Naas with proper Makhraj.

_____ has been tested on the above requirements and has performed satisfactorily.

Signature of teacher:

Date

If the child has not passed the test satisfactorily the teacher should fill in the letter below.

Dear Parent,

Your child _____ was tested on Suratun Naas but s/he did not know it.

Please ensure that s/he knows the above for next week, so that s/he may receive their Az-Zahra Certificate.

Signature of teacher

Date

LESSON 6: MEMORISATION FOR AZ-ZAHRA - SURATUL FALAQ:

بِسْمِ اللّٰهِ الرَّحْمٰنِ الرَّحِیْمِ

قُلْ اَعُوْذُ بِرَبِّ الْفَلَقِ ۝

مِنْ شَرِّ مَا خَلَقَ ۝

وَ مِنْ شَرِّ غَاسِقٍ اِذَا وَقَبَ ۝

وَ مِنْ شَرِّ النَّفّٰثٰتِ فِی الْعُقَدِ ۝

وَ مِنْ شَرِّ حَاسِدٍ اِذَا حَسَدَ ۝

LESSON 6: MEMORISATION SURAH FOR AZ-ZAHRA CERTIFICATE:

For the Az-Zahra Certificate, your child should know:

- Suratul Falaq with proper Makhraj.

_____ has been tested on the above requirements and has performed satisfactorily.

Signature of teacher:

Date

If the child has not passed the test satisfactorily the teacher should fill in the letter below.

Dear Parent,

Your child _____ was tested on Suratul Falaq but s/he did not know it.

Please ensure that s/he knows the above for next week, so that s/he may receive their Az-Zahra Certificate.

Signature of teacher

Date

LESSON 7: MEMORISATION FOR AZ-ZAHRA - SURATUL KAFIROON:

بِسْمِ اللّٰهِ الرَّحْمٰنِ الرَّحِیْمِ

قُلْ یٰٓاَیُّهَا الْکٰفِرُوْنَ لَا

لَا اَعْبُدُ مَا تَعْبُدُوْنَ لَا

وَلَا اَنْتُمْ عٰبِدُوْنَ مَا اَعْبُدُ ۚ

وَلَا اَنَا عٰبِدُ مَا عٰبَدْتُمْ لَا

وَلَا اَنْتُمْ عٰبِدُوْنَ مَا اَعْبُدُ ۝ ط

لَكُمْ دِیْنُكُمْ وَلِیَّ دِیْنِ ۚ ع

LESSON 7: MEMORISATION SURAH FOR AZ-ZAHRA CERTIFICATE:

For the Az-Zahra Certificate, your child should know:

- Suratul Kafiroom with proper Makhraj.

_____ has been tested on the above requirements and has performed satisfactorily.

Signature of teacher:

Date

If the child has not passed the test satisfactorily the teacher should fill in the letter below.

Dear Parent,

Your child _____ was tested on Suratul Kafiroom but s/he did not know it.

Please ensure that s/he knows the above for next week, so that s/he may receive their Az-Zahra Certificate.

Signature of teacher

Date

FURTHER RULES FOR CHILDREN WHO CAN RECITE QUR'AN: LEVEL 5

PUNCTUATION:

There are a number of signs and symbols in the Holy Qur'an which constitute punctuation marks and there are separate rules with regard to each of them.

At times a small circle (O) occurs at the end of the verse. This means a full stop or sign of verse.

There are other punctuation marks which are governed by the following rules:

📖 One should stop for a very short time at: tà (ط), jīm (ج) and mīm (م)

📖 It is better to stop at: qàf (ق) and Qàf-fà (فف)

📖 It is permissible to pause at šàd (ص)

📖 It is better not to stop at zà (ز), sale (صلى) and sal (صل)

📖 One should not stop at all when là (لا) is written without a verse (O)

📖 If there are two signs at the same place you follow the upper one.

📖 At some places the work saktah (سكتة) is written. It means that the reciter should pause there but should not break continuity of his/her breath.

E.g.

كَلَّا بَلْ سَكْتَةٌ رَانَ - وَقِيلَ مِنْهُ سَكْتَةٌ رَاقٍ

FURTHER RULES FOR CHILDREN WHO CAN RECITE QUR'AN: LEVEL 5

PUNCTUATION:

📖 If a letter coming before the sign of stopping has a vowel sign, that vowel sign should not be recited. On the other hand that letter should be recited as sakin.

E.g.

هُوَ as هُوَ قَسِطٌ as قَسِطُ
اللَّهُ as اللَّهُ لَهُ as لَهُ

📖 If a letter coming before the sign of stopping has the sign of

tà marbùtah (ة) it should be read as hà sakin (ه) when stopping.

E.g.

بَيْنَةٌ as بَيْنَةٌ قُوَّةٌ as قُوَّةٌ
رَاضِيَةٌ as رَاضِيَةٌ أَخِرَةٌ as أَخِرَةٌ
تَقَاهُ as تَقَاهُ

📖 If a letter bearing nunation comes before the sign of stopping, it should be recited as sakin

E.g.

جَانٌ as جَانٌ هَادٍ as هَادٍ

FURTHER RULES FOR CHILDREN WHO CAN RECITE QUR'AN: LEVEL 5

PUNCTUATION:

📖 If in case of stopping, the letter alif comes after a letter with double fathah only one fathah must be recited.

E.g.

أَلْفَا ۞ أَلْفَا as تُرَابَا ۞ تُرَابَا

📖 If in case of stopping, the letter ya comes before a letter with double fathah, alif maqsurah should be recited instead of nunation.

E.g.

ضُحِي ۞ ضُحِي as طُوي ۞ طُوي

📖 If the sign là (لا) comes above the sign of the end of verse and you

do not want to stop, you should continue reciting without stopping by combining that verse with the next verse OR even without combining depending on the verse. If you want to stop, the following rules apply. The mushaddad (letter with the shadda) letter following the verse should be read without tashdid.

E.g.

نَاعِمَةٌ ۞ لَسَعِيهَا = نَاعِمَةٌ ۞ لَسَعِيهَا

FURTHER RULES FOR CHILDREN WHO CAN RECITE QUR'AN: LEVEL 5

QALQALA

ق ط ب ج د

When any of the above 5 letters has a sukun on it, the sound of it has to be clear and sharp as if there is an echo. Care must be taken that the echoing sound does not go to the extent of sounding as though a Fathah has been added.

The rule is called **QALQALA** which means **TO STRESS**

It might help to remember the letters by the words: قُطِبُ جَدُ

You may like to use the example of سُورَةُ الْإِخْلَاصِ in which the د has to be pronounced with stress in 5 words

NOTE: When any of the letters of Qalqala appear in the middle of the word with a sukun, then the rule of Qalqala is applied but with less stress

بِسْمِ اللَّهِ الرَّحْمَنِ الرَّحِيمِ

قُلْ هُوَ اللَّهُ أَحَدٌ

اللَّهُ الصَّمَدُ

لَمْ يَلِدْ

وَلَمْ يُولَدْ

وَلَمْ يَكُنْ لَهُ كُفُوًا أَحَدٌ

FURTHER RULES FOR CHILDREN WHO CAN RECITE QUR'AN: LEVEL 5

RULES OF LAAM:

When a letter with Fathah (َ) or Dhamma (ُ) appears before the name of Allah, it will be pronounced with a broad sound or full mouth.

Surah Number	Verse Number	Extract from Verse	Vowel Sign
5	114	قَالَ عِيسَى ابْنُ مَرْيَمَ اللَّهُمَّ	(َ)
4	171	إِنَّمَا الْمَسِيحُ عِيسَى ابْنُ مَرْيَمَ رَسُولُ اللَّهِ	(ُ)

When a letter with Kasrah (ِ) appears before the name of Allah, it will be pronounced with a thin sound or an empty mouth.

Surah Number	Verse Number	Extract from Verse	Vowel Sign
40	78	لِرَسُولٍ أَنْ يَأْتِيَ بِآيَةٍ إِلَّا بِإِذْنِ اللَّهِ	(ِ)
4	35	يُوقِفِ اللَّهُ بَيْنَهُمَا	(ِ)

However, the LAAM MUSHADDADAH لّ is recited with a thin sound or empty mouth:

Surah Number	Verse Number	Extract from Verse	Laam Mushaddadah
2	255	اللَّهُ لَا إِلَهَ إِلَّا هُوَ الْحَيُّ الْقَيُّومُ	لّ
58	20	يُحَادِّثُونَ اللَّهَ وَرَسُولَهُ أَوْلَيْكَ فِي الْأَذْيَانِ	
2	177	لَيْسَ الْبِرُّ أَنْ تُولُوا وَجُوهَكُمْ قَبْلَ	
2	148	وَلِكُلِّ وُجْهَةٍ هُوَ مَوْلِيهَا فَاسْتَبِقُوا	

FURTHER RULES FOR CHILDREN WHO CAN RECITE QUR'AN: LEVEL 5

RULES OF NOON AND MEEM MUSHADDADAH

When the letters ن and م have a Shaddah (ّ) on it (ّ ن ّ م) it will be

recited with Ghunna. The recitation through the nose should not exceed for more than 2-3 seconds or 2 haraka

Surah Number	Verse Number	Extract from Verse	Mushaddadah Letter
37	6	إِنَّا زَيَّنَّا السَّمَاءَ الدُّنْيَا	ن
78	21	إِنَّ جَهَنَّمَ كَانَتْ مِرْصَادًا ﴿٢١﴾	ن
27	70	وَلَا تَكُن فِي ضَيْقٍ مِّمَّا يَمْكُرُونَ ﴿٧٠﴾	م
7	11	وَلَقَدْ خَلَقْنَاكُمْ ثُمَّ صَوَّرْنَاكُمْ ثُمَّ قُلْنَا	م

RULES OF WAJIB SAJDAH:

There are 4 places in the Qur'an where Sajdah becomes Wajib. They are:

- 📖 Sura As Sajdah – Sura No. 32 - Verse No.12 – Sipara No. 21
- 📖 Sura Ha Meem Sajdah – Sura No. 41 – Verse No. 38 – Sipara 24
- 📖 Sura An Najm – Sura No. 53 – Verse No. 62
- 📖 Sura Al Alaq – Sura No. 96 – Verse No. 19 – Sipara 30

Remember:

- It is wajib to do Sajdah if you recite or hear these verses
- Wudhu is not necessary
- You do not need to face Qiblah

FURTHER RULES FOR CHILDREN WHO CAN RECITE QUR'AN: LEVEL 5

ARABIC NUMERALS:

ENGLISH NUMBERS	ARABIC NUMBERS	HOW TO SAY IT IN ARABIC	TRANSLITERATION
1	١	واحد	WAHID
2	٢	إثنين	ITHNAIN
3	٣	ثلاثة	THALAATHA
4	٤	أربعة	ARBA'A
5	٥	خمسة	KHAMSA

FURTHER RULES FOR CHILDREN WHO CAN RECITE QUR'AN: LEVEL 5

ARABIC NUMERALS:

ENGLISH NUMBERS	ARABIC NUMBERS	HOW TO SAY IT IN ARABIC	TRANSLITERATION
6	٦	سِتة	SITA
7	٧	سَبعة	SABA'A
8	٨	ثَمَانِية	THAMAANIA
9	٩	تِسعة	TISA'A
10	١٠	عَشرة	A'SHARA

FURTHER RULES FOR CHILDREN WHO CAN RECITE QUR'AN: LEVEL 5

ARABIC NUMBERS EXERCISE:

1	١	١١		٣١	٤١	٥١		٧١		٩١
2	٢		٢٢	٣٢	٤٢		٦٢		٨٢	
3	٣	١٣	٢٣		٤٣	٥٣				٩٣
4	٤		٢٤	٣٤		٥٤	٦٤	٧٤		
5	٥	١٥		٣٥	٤٥			٧٥	٨٥	٩٥
6	٦	١٦	٢٦		٤٦		٦٦		٨٦	
7	٧	١٧	٢٧	٣٧		٥٧	٦٧	٧٧		٩٧
8	٨	١٨	٢٨		٤٨			٧٨	٨٨	
9	٩		٢٩	٣٩		٥٩	٦٩			٩٩
10	١٠	٢٠		٤٠	٥٠	٦٠		٨٠		١٠٠

Qur'an Homework / Revision / Comments Chart

Date	Details	Parents / Teacher Signature
/ /08		
/ /08		
/ /08		
/ /08		
/ /08		
/ /08		
/ /08		
/ /08		
/ /08		
/ /08		
/ /08		
/ /08		
/ /08		
/ /08		
/ /08		
/ /08		
/ /08		
/ /08		
/ /08		
/ /08		
/ /08		
/ /08		
/ /08		
/ /08		
/ /08		
/ /08		